







Mixed Doubles

Pos	Team	G1	G2	G3	G4	G5	G6	Total	Gms	Average	High
MALAYSI 											
1 A 1								2529			
	Zandra AZIELA	219	224	216	201	210	209	1279	6	213.2	224
	Zaid IZLAN	179	190	203	206	207	265	1250	6	208.3	265
		398	414	419	407	417	474	2529	6	210.8	265
MALAYSI 											
2 A 2								2528			
	Adrian ANG	175	222	218	225	236	257	1333	6	222.2	257
	Esther CHEAH	143	211	237	216	162	226	1195	6	199.2	237
		318	433	455	441	398	483	2528	6	210.7	257
AUSTRAL 											
3 IA 1								2480			
	Bianca FLANAGAN	163	194	248	222	196	211	1234	6	205.7	248
	Stephen REYNOLDS	204	192	224	193	202	231	1246	6	207.7	231
		367	386	472	415	398	442	2480	6	206.7	248
ENGLAN 											
4 D 2								2465			
	Gareth STONE	170	225	225	178	232	205	1235	6	205.8	232
	Holly TOWERSEY	190	192	200	216	216	216	1230	6	205	216
		360	417	425	394	448	421	2465	6	205.4	232
SINGAP 											
5 ORE 1								2374			
	Aloysius GOH	168	172	198	211	192	215	1156	6	192.7	215
	Jay HUI YANG	167	234	227	196	161	233	1218	6	203	234
		335	406	425	407	353	448	2374	6	197.8	234
ENGLAN 											
6 D 1								2304			
	Jenny BILLINGHAM	201	191	169	204	174	203	1142	6	190.3	204
	Sean CROKE	203	165	232	210	159	193	1162	6	193.7	232
		404	356	401	414	333	396	2304	6	192	232

SINGAP
7 ORE 2**2228**

Stanley ONG	189	184	187	213	186	186	1145	6	190.8	213
Jazreel TAN	158	214	209	152	175	175	1083	6	180.5	214
	347	398	396	365	361	361	2228	6	185.7	214

AUSTRAL**8 IA 2****2217**

Louise INGOE	178	199	190	182	183	191	1123	6	187.2	199
Matthew KANAFA	161	185	201	156	194	197	1094	6	182.3	201
	339	384	391	338	377	388	2217	6	184.8	201

9 MALTA 2**2180**

Kanki CAMILLERI	181	192	183	167	198	200	1121	6	186.8	200
Tiziana CARANNANTE	174	170	206	160	168	181	1059	6	176.5	206
	355	362	389	327	366	381	2180	6	181.7	206

10 WALES 1**2171**

Stacey NASH	202	165	143	145	183	167	1005	6	167.5	202
Daniel ROGERS	212	185	168	185	173	243	1166	6	194.3	243
	414	350	311	330	356	410	2171	6	180.9	243

NEW ZEALAND**11 1****2123**

Perry CHAN	195	155	142	199	214	201	1106	6	184.3	214
bianca TOFILAU	161	159	203	139	169	186	1017	6	169.5	203
	356	314	345	338	383	387	2123	6	176.9	214

12 MALTA 1**2050**

Maurizio ANASTASI	247	136	202	193	179	169	1126	6	187.7	247
valentina BEZZINA	149	186	178	135	139	137	924	6	154	186
	396	322	380	328	318	306	2050	6	170.8	247

NEW ZEALAND**13 2****1992**

Michelle KEBBLEWHIT	143	165	178	159	158	190	993	6	165.5	190
E Paul OLSEN	137	150	221	131	165	195	999	6	166.5	221
	280	315	399	290	323	385	1992	6	166	221

14 WALES 2**1925**

Michael HURST	156	133	169	151	192	129	930	6	155	192
Rachel SCALISI	172	169	174	169	165	146	995	6	165.8	174
	328	302	343	320	357	275	1925	6	160.4	192






Boys Doubles

Pos	Team	G1	G2	G3	G4	G5	G6	Total	Gms	Average	High	
AUSTRALIA												
1 IA									2483			
	Stephen REYNOLDS	158	154	224	164	201	208	1109	6	184.8	224	
	Matthew KANAFA	214	241	188	195	268	268	1374	6	229	268	
		372	395	412	359	469	476	2483	6	206.9	268	
MALAYSIA												
2 A									2438			
	Zaid IZLAN	163	247	169	184	234	226	1223	6	203.8	247	
	Adrian ANG	229	174	169	235	201	207	1215	6	202.5	235	
		392	421	338	419	435	433	2438	6	203.2	247	
SINGAPORE												
3 ORE									2390			
	Aloysius GOH	196	266	193	181	215	172	1223	6	203.8	266	
	Stanley ONG	254	157	175	188	187	206	1167	6	194.5	254	
		450	423	368	369	402	378	2390	6	199.2	266	
ENGLAND												
4 ENGLAN									2357			
	Sean CROKE	223	179	191	174	238	212	1217	6	202.8	238	
	Gareth STONE	199	163	175	169	244	190	1140	6	190	244	
		422	342	366	343	482	402	2357	6	196.4	244	
MALTA												
5 MALTA									2281			
	Maurizio ANASTASI	181	198	181	190	213	223	1186	6	197.7	223	
	Rankil CAMILLERI	214	180	165	143	157	236	1095	6	182.5	236	
		395	378	346	333	370	459	2281	6	190.1	236	
WALES												
6 WALES									2215			
	Michael HURST	176	133	197	198	215	169	1088	6	181.3	215	
	Daniel ROGERS	199	160	178	198	178	214	1127	6	187.8	214	
		375	293	375	396	393	383	2215	6	184.6	215	
NEW ZEALAND												
7 ZEALAND									2115			
	Perry CHAN	170	233	191	214	193	214	1215	6	202.5	233	
	Paul OLSEN	190	136	156	150	157	111	900	6	150	190	

Girls Doubles

Girls Doubles												
Pos	Team	G1	G2	G3	G4	G5	G6	Total	Gms	Average	High	
1	ENGLAND								2493			
	Holly TOWERSEY	189	180	200	179	194	200	1142	6	190.3	200	
	Jenny BILLINGHAM	234	238	204	215	194	266	1351	6	225.2	266	
		423	418	404	394	388	466	2493	6	207.8	266	
	SINGAPORE								2371			
2	ORE								2371			
	Jazreel TAN Yay HUI	202	188	207	177	207	188	1169	6	194.8	207	
	YANG	215	176	170	216	213	212	1202	6	200.3	216	
		417	364	377	393	420	400	2371	6	197.6	216	
	AUSTRALIA								2310			
3	IA								2310			
	Louise INGOE bianca	200	190	172	189	163	202	1116	6	186	202	
	FLANAGAN	208	191	199	226	196	174	1194	6	199	226	
		408	381	371	415	359	376	2310	6	192.5	226	
	NEW ZEALAND								2285			
4	ZEALAND								2285			
	bianca TOFILAU	245	174	223	170	226	199	1237	6	206.2	245	
	Ariana KEBBLEWHIT	182	200	143	203	173	147	1048	6	174.7	203	
	E	427	374	366	373	399	346	2285	6	190.4	245	
	MALAYSIA								2241			
5	A								2241			
	Esther CHEAH Zandra	134	207	204	191	190	175	1101	6	183.5	207	
	AZIELA	226	154	157	193	172	238	1140	6	190	238	
		360	361	361	384	362	413	2241	6	186.8	238	
	MALTA								2022			
6	MALTA								2022			
	Valentina BEZZINA	185	166	181	165	142	178	1017	6	169.5	185	
	Tiziana CARANNANTE	148	140	210	167	171	169	1005	6	167.5	210	
		333	306	391	332	313	347	2022	6	168.5	210	
	WALES								1867			
7	WALES								1867			
	Stacey NASH Kacnel	167	147	157	181	169	148	969	6	161.5	181	
	SCALISI	123	165	181	141	130	158	898	6	149.7	181	
		290	312	338	322	299	306	1867	6	155.6	181	

Teams

Pos	Team	G1	G2	G3	G4	G5	G6	Total	Gms	Average	High	
SINGAP 												
1	ORE							4763				
	Aloysius GOH Jay HUI YANG	193	154	213	212	172	166	1110	6	185	213	
	Stanley ONG Jazreel TAN	229	243	216	234	173	168	1263	6	210.5	243	
		175	179	238	140	199	189	1120	6	186.7	238	
		205	200	227	178	217	243	1270	6	211.7	243	
		802	776	894	764	761	766	4763	6	198.5	243	
MALAYSI 												
2	A							4621				
	Adrian ANG Zandra AZIELA	236	192	187	180	246	189	1230	6	205	246	
	Esther CHEAH Zaid IZLAN	169	180	158	189	185	209	1090	6	181.7	209	
		199	173	194	193	196	188	1143	6	190.5	199	
		173	183	214	184	171	233	1158	6	193	233	
		777	728	753	746	798	819	4621	6	192.5	246	
3 ENGLAN 												
3	ENGLAN							4576				
	Jenny BILLINGHAM	154	172	171	215	190	156	1058	6	176.3	215	
	Sean CROKE	184	232	183	159	208	152	1118	6	186.3	232	
	Gareth STONE Holly TOWERSEY	184	165	247	159	224	213	1192	6	198.7	247	
		220	231	170	181	224	182	1208	6	201.3	231	
		742	800	771	714	846	703	4576	6	190.7	247	
AUSTRAL 												
4	IA							4524				
	bianca FLANAGAN	176	157	213	187	165	193	1091	6	181.8	213	
	Louise INGOE Matthew KANAFKA	194	146	177	200	155	206	1078	6	179.7	206	
	Stephen REYNOLDS	173	183	157	234	214	183	1144	6	190.7	234	
		173	264	160	163	222	229	1211	6	201.8	264	
		716	750	707	784	756	811	4524	6	188.5	264	
NEW 												
5	ZEALAND							4080				
	Perry CHAN Armanica KEBBLEWHIT E	168	227	171	178	159	177	1080	6	180	227	
	Paul OLSEN bianca TOFILAU	131	194	167	174	157	181	1004	6	167.3	194	
		164	158	188	161	149	156	976	6	162.7	188	
		189	189	159	161	159	163	1020	6	170	189	
		652	768	685	674	624	677	4080	6	170	227	

6 MALTA **4040**

Maurizio ANASTASI	161	214	181	195	181	171	1103	6	183.8	214
valetina BEZZINA	166	125	156	158	141	136	882	6	147	166
kankii CAMILLERI	204	202	171	165	185	191	1118	6	186.3	204
Tiziana CARANNANTE	177	137	156	160	151	156	937	6	156.2	177
	708	678	664	678	658	654	4040	6	168.3	214

7 WALES **3929**

Michael HURST	165	151	144	175	169	162	966	6	161	175
Stacey NASH Daniel ROGERS	130	118	190	178	144	157	917	6	152.8	190
kacnei SCALISI	164	198	168	189	184	158	1061	6	176.8	198
	577	667	657	728	672	628	3929	6	163.7	200

[← Back](#)

Boys All Events

Pos	Name	Team	Overall Avg	Mixed Doubles Avg	Doubles Avg	Team Avg	Mixed Doubles Total	Doubles Total	Team Total	Total	High Gm
1	Adrian ANG	Malaysia	209.9	222.2	202.5	205	1333	1215	1230	3778	257
2	Zaid IZLAN Matthew	Malaysia	201.7	208.3	203.8	193	1250	1223	1158	3631	265
3	KANAFA	Australia	200.7	182.3	229	190.7	1094	1374	1144	3612	268
4	Gareth STONE Stephen	England	198.2	205.8	190	198.7	1235	1140	1192	3567	247
5	REYNOLDS	Australia	198.1	207.7	184.8	201.8	1246	1109	1211	3566	264
6	Sean CROKE	England	194.3	193.7	202.8	186.3	1162	1217	1118	3497	238
7	Aloysius GOH	Singapore	193.8	192.7	203.8	185	1156	1223	1110	3489	266
8	Stanley ONG	Singapore	190.7	190.8	194.5	186.7	1145	1167	1120	3432	254
Top 8 Bowlers Qualify for Masters Round Robin											
9	Maurizio ANASTASI	Malta	189.7	187.7	197.7	183.8	1126	1186	1103	3415	247
10	Perry CHAN Daniel	New Zealand	188.9	184.3	202.5	180	1106	1215	1080	3401	233
11	ROGERS Kankii	Wales	186.3	194.3	187.8	176.8	1166	1127	1061	3354	243
12	CAMILLERI Micael	Malta	185.2	186.8	182.5	186.3	1121	1095	1118	3334	236
13	HURST	Wales	165.8	155	181.3	161	930	1088	966	2984	215
14	Paul OLSEN	New Zealand	159.7	166.5	150	162.7	999	900	976	2875	221
< Back											

Girls All Events

Pos	Name	Team	Overall Avg	Mixed Doubles Avg	Doubles Avg	Team Avg	Team Total	Mixed Doubles Total	Doubles Total	Total	High Gm
1	Jay HOI YANG HOIY	Singapore	204.6	203	200.3	210.5	1263	1218	1202	3683	243
2	Jenny TOWERSEY	England	198.9	205	190.3	201.3	1208	1230	1142	3580	231
3	Jenny BILLINGHAM	England	197.3	190.3	225.2	176.3	1058	1142	1351	3551	266
4	Jazreel TAN bianca	Singapore	195.7	180.5	194.8	211.7	1270	1083	1169	3522	243
5	FLANAGAN Zandra	Australia	195.5	205.7	199	181.8	1091	1234	1194	3519	248
6	AZIELA	Malaysia	194.9	213.2	190	181.7	1090	1279	1140	3509	238
7	Esther CHEAH	Malaysia	191.1	199.2	183.5	190.5	1143	1195	1101	3439	237
8	Louise INGOE	Australia	184.3	187.2	186	179.7	1078	1123	1116	3317	206
Top 8 Bowlers Qualify for Masters Round Robin											
9	Bianca TOFILAU	New Zealand	181.9	169.5	206.2	170	1020	1017	1237	3274	245
10	KEBBLEWHIT E	New Zealand	169.2	165.5	174.7	167.3	1004	993	1048	3045	203
11	Tiziana CARANNANTE	Malta	166.7	176.5	167.5	156.2	937	1059	1005	3001	210
12	Stacey NASH	Wales	160.6	167.5	161.5	152.8	917	1005	969	2891	202
13	Rachel SCALISI	Wales	159.9	165.8	149.7	164.2	985	995	898	2878	200
14	Valentina BEZZINA	Malta	156.8	154	169.5	147	882	924	1017	2823	186

Boys Masters

Pos	+/-	Bowler	Ctry	Total	MPlay Pins	Bonus	Qual Pins	MPlay Gms	MPlay Avg	Avg Against	Overall Avg	Qual Avg	Qual Pos
1		Matthew 180 KANAFA	AUS	1780	1725	55	3612	8	215.63	205.13	205.27	200.67	3
2		89 Adrian ANG	MAS	1689	1634	55	3778	8	204.25	190.63	208.15	209.89	1
3		69 Sean CROKE	ENG	1669	1629	40	3497	8	203.63	198	197.15	194.28	6

Top 3 Bowlers go through to Step Ladder Final

4		Gareth 55 STONE	ENG	1655	1610	45	3567	8	201.25	195	199.12	198.17	5
5		Stephen 30 REYNOLDS	AUS	1630	1590	40	3566	8	198.75	202.75	198.31	198.11	4
6		-15 Zaid IZLAN	MAS	1585	1555	30	3631	8	194.38	192.25	199.46	201.72	2
7		-102 Aloysius GOH	SIN	1498	1468	30	3489	8	183.5	185.88	190.65	193.83	7
8		-157 Stanley ONG	SIN	1443	1418	25	3432	8	177.25	209	186.54	190.67	8

Pos	+/-	Bowler	Ctry	Total	W	D	L	Bonus	g1	g2	g3	g4	g5	g6	g7	g8
1		Matthew 180 KANAFA	AUS	1780	5	1	2	55	202	226	191	223	205	236	213	229
2		89 Adrian ANG	MAS	1689	5	1	2	55	202	180	222	181	213	205	200	231
3		69 Sean CROKE	ENG	1669	4	0	4	40	225	228	174	237	220	161	169	215
Top 3 Bowlers go through to Step Ladder Final																
4		Gareth 55 STONE	ENG	1655	4	1	3	45	187	175	185	181	211	223	235	213
5		Stephen 30 REYNOLDS	AUS	1630	4	0	4	40	154	195	180	247	253	212	153	196
6		-15 Zaid IZLAN	MAS	1585	3	0	5	30	185	189	143	199	184	235	212	208
7		-102 Aloysius GOH	SIN	1498	3	0	5	30	175	195	180	169	168	211	210	160

8	-157 Stanley ONG	SIN	1443	2	1	5	25	207	138	171	203	205	151	155	188
---	------------------	-----	------	---	---	---	----	-----	-----	-----	-----	-----	-----	-----	-----

Win = Draw =

Rnd	Lanes	Bowler	Ctry	Pins	Bonus	Total	WDL	Bowler	Ctry	Score	Bonus	Total
1 5 & 6		Adrian ANG	MAS	202	10	212	Defeated	Zaid IZLAN	MAS	185	0	185
		Matthew KANAFA	AUS	202	10	212	Defeated	Stephen REYNOLDS	AUS	154	0	154
1 7 & 8		Gareth STONE	ENG	187	0	187	Lost to	Sean CROKE	ENG	225	10	235
1 9 & 10		Aloysius GOH	SIN	175	0	175	Lost to	Stanley ONG	SIN	207	10	217

Rnd	Lanes	Bowler	Ctry	Pins	Bonus	Total	WDL	Bowler	Ctry	Score	Bonus	Total
2 5 & 6		Sean CROKE	ENG	228	10	238	Defeated	Stanley ONG	SIN	138	0	138
2 7 & 8		Gareth STONE	ENG	175	0	175	Lost to	Aloysius GOH	SIN	195	10	205
2 9 & 10		Zaid IZLAN	MAS	189	0	189	Lost to	Stephen REYNOLDS	AUS	195	10	205
2 11 & 12		Adrian ANG	MAS	180	0	180	Lost to	Matthew KANAFA	AUS	226	10	236

Rnd	Lanes	Bowler	Ctry	Pins	Bonus	Total	WDL	Bowler	Ctry	Score	Bonus	Total
3 5 & 6		Gareth STONE	ENG	185	10	195	Defeated	Stephen REYNOLDS	AUS	180	0	180
3 7 & 8		Adrian ANG	MAS	222	10	232	Defeated	Stanley ONG	SIN	171	0	171
3 9 & 10		Aloysius GOH	SIN	180	0	180	Lost to	Matthew KANAFA	AUS	191	10	201
3 11 & 12		Zaid IZLAN	MAS	143	0	143	Lost to	Sean CROKE	ENG	174	10	184

Rnd	Lanes	Bowler	Ctry	Pins	Bonus	Total	WDL	Bowler	Ctry	Score	Bonus	Total
4 5 & 6		Matthew KANAFA	AUS	223	0	223	Lost to	Sean CROKE	ENG	237	10	247
4 7 & 8		Aloysius GOH	SIN	169	0	169	Lost to	Zaid IZLAN	MAS	199	10	209
4 9 & 10		Adrian ANG	MAS	181	5	186	Drew with	Gareth STONE	ENG	181	5	186
4 11 & 12		Stanley ONG	SIN	203	0	203	Lost to	Stephen REYNOLDS	AUS	247	10	257

Rnd	Lanes	Bowler	Ctry	Pins	Bonus	Total	WDL	Bowler	Ctry	Score	Bonus	Total
5 5 & 6		Aloysius GOH	SIN	168	0	168	Lost to	Adrian ANG	MAS	213	10	223
5 7 & 8		Stephen REYNOLDS	AUS	253	10	263	Defeated	Sean CROKE	ENG	220	0	220
5 9 & 10		Matthew KANAFA	AUS	205	5	210	Drew with	Stanley ONG	SIN	205	5	210
5 11 & 12		Gareth STONE	ENG	211	10	221	Defeated	Zaid IZLAN	MAS	184	0	184

Rnd	Lanes	Bowler	Ctry	Pins	Bonus	Total	WDL	Bowler	Ctry	Score	Bonus	Total
6 5 & 6	Zaid IZLAN	MAS		235	0	235	Lost to	Matthew KANAFA	AUS	236	10	246
6 7 & 8	Stanley ONG	SIN		151	0	151	Lost to	Gareth STONE	ENG	223	10	233
6 9 & 10	Stephen REYNOLDS	AUS		212	10	222	Defeated	Adrian ANG	MAS	205	0	205
6 11 & 12	Sean CROKE	ENG		161	0	161	Lost to	Aloysius GOH	SIN	211	10	221

Rnd	Lanes	Bowler	Ctry	Pins	Bonus	Total	WDL	Bowler	Ctry	Score	Bonus	Total
7 5 & 6	Stephen REYNOLDS	AUS		153	0	153	Lost to	Aloysius GOH	SIN	210	10	220
7 7 & 8	Sean CROKE	ENG		169	0	169	Lost to	Adrian ANG	MAS	200	10	210
7 9 & 10	Stanley ONG	SIN		155	0	155	Lost to	Zaid IZLAN	MAS	212	10	222
7 11 & 12	Matthew KANAFA	AUS		213	0	213	Lost to	Gareth STONE	ENG	235	10	245

Rnd	Lanes	Bowler	Ctry	Pins	Bonus	Total	WDL	Bowler	Ctry	Score	Bonus	Total
8 5 & 6	Matthew KANAFA	AUS		229	10	239	Defeated	Sean CROKE	ENG	215	0	215
8 7 & 8	Stephen REYNOLDS	AUS		196	0	196	Lost to	Zaid IZLAN	MAS	208	10	218
8 9 & 10	Adrian ANG	MAS		231	10	241	Defeated	Gareth STONE	ENG	213	0	213
8 11 & 12	Aloysius GOH	SIN		160	0	160	Lost to	Stanley ONG	SIN	188	10	198

Girls Masters

Pos	+/-	Bowler	Ctry	Total	MPlay Pins	Bonus	Qual Pins	MPlay Gms	MPlay Avg	Avg Against	Overall Avg	Qual Avg	Qual Pos
1		Esther 89 CHEAH	MAS	1689	1639	50	3439	8	204.88	189.63	195.31	191.06	8
2		Jenny 58 BILLINGHAM	ENG	1658	1608	50	3551	8	201	204.75	198.42	197.28	4
3		47 Jazreel TAN	SIN	1647	1607	40	3522	8	200.88	200.63	197.27	195.67	2
Top 3 Bowlers go through to Step Ladder Final													
4		Holly 34 TOWERSEY	ENG	1634	1574	60	3580	8	196.75	189.5	198.23	198.89	3
5		Bianca -36 FLANAGAN	AUS	1564	1524	40	3519	8	190.5	192.25	193.96	195.5	5
6		Tay HUI -54 YANG	SIN	1546	1526	20	3683	8	190.75	199.63	200.35	204.61	1
7		Louise -57 INGOE	AUS	1543	1513	30	3317	8	189.13	191.88	185.77	184.28	6
8		Zandra -65 AZIELA	MAS	1535	1505	30	3509	8	188.13	193.75	192.85	194.94	7

Pos	+/-	Bowler	Ctry	Total	W	D	L	Bonus	g1	g2	g3	g4	g5	g6	g7	g8
1		Esther 89 CHEAH	MAS	1689	5	0	3	50	177	178	214	267	175	189	215	224
2		Jenny 58 BILLINGHAM	ENG	1658	5	0	3	50	189	191	180	225	214	207	179	223
3		47 Jazreel TAN	SIN	1647	4	0	4	40	227	217	201	198	199	183	183	199
Top 3 Bowlers go through to Step Ladder Final																
4		Holly 34 TOWERSEY	ENG	1634	6	0	2	60	179	180	209	205	181	184	223	213
5		Bianca -36 FLANAGAN	AUS	1564	4	0	4	40	164	197	177	204	220	208	179	175
6		Tay HUI -54 YANG	SIN	1546	2	0	6	20	214	171	161	185	193	242	191	169

7	Louise -57 INGOE	AUS	1543	3	0	5	30	177	216	176	189	172	187	186	210
8	Zandra -65 AZIELA	MAS	1535	3	0	5	30	144	216	207	181	204	191	171	191

Win = Draw =

Rnd	Lanes	Bowler	Ctry	Pins	Bonus	Total	WDL	Bowler	Ctry	Score	Bonus	Total
1 5 & 6		Tay HUI YANG	SIN	214	0	214	Lost to	Jazreel TAN SIN		227	10	237
1 7 & 8		Holly TOWERSEY	ENG	179	0	179	Lost to	Jenny BILLINGHAM	ENG	189	10	199
1 9 & 10		Bianca FLANAGAN	AUS	164	0	164	Lost to	Louise INGOE	AUS	177	10	187
1 11 & 12		Zandra AZIELA	MAS	144	0	144	Lost to	Esther CHEAH	MAS	177	10	187

Rnd	Lanes	Bowler	Ctry	Pins	Bonus	Total	WDL	Bowler	Ctry	Score	Bonus	Total
2 5 & 6		Louise INGOE	AUS	216	10	226	Defeated	Esther CHEAH	MAS	178	0	178
2 7 & 8		Bianca FLANAGAN	AUS	197	0	197	Lost to	Zandra AZIELA	MAS	216	10	226
2 9 & 10		Jazreel TAN SIN		217	10	227	Defeated	Jenny BILLINGHAM	ENG	191	0	191
2 11 & 12		Tay HUI YANG	SIN	171	0	171	Lost to	Holly TOWERSEY	ENG	180	10	190

Rnd	Lanes	Bowler	Ctry	Pins	Bonus	Total	WDL	Bowler	Ctry	Score	Bonus	Total
3 5 & 6		Bianca FLANAGAN	AUS	177	0	177	Lost to	Jenny BILLINGHAM	ENG	180	10	190
3 7 & 8		Tay HUI YANG	SIN	161	0	161	Lost to	Esther CHEAH	MAS	214	10	224
3 9 & 10		Zandra AZIELA	MAS	207	0	207	Lost to	Holly TOWERSEY	ENG	209	10	219
3 11 & 12		Jazreel TAN SIN		201	10	211	Defeated	Louise INGOE	AUS	176	0	176

Rnd	Lanes	Bowler	Ctry	Pins	Bonus	Total	WDL	Bowler	Ctry	Score	Bonus	Total
4 5 & 6		Holly TOWERSEY	ENG	205	10	215	Defeated	Louise INGOE	AUS	189	0	189
4 7 & 8		Zandra AZIELA	MAS	181	0	181	Lost to	Jazreel TAN SIN		198	10	208
4 9 & 10		Tay HUI YANG	SIN	185	0	185	Lost to	Bianca FLANAGAN	AUS	204	10	214
4 11 & 12		Esther CHEAH	MAS	267	10	277	Defeated	Jenny BILLINGHAM	ENG	225	0	225

Rnd	Lanes	Bowler	Ctry	Pins	Bonus	Total	WDL	Bowler	Ctry	Score	Bonus	Total				
	5 5 & 6	Zandra AZIELA	MAS	204	10	214	Defeated	Tay HUI YANG	SIN	193	0	193				
	5 7 & 8	Jenny BILLINGHAM	ENG					214	10	224	Defeated	Louise INGOE	AUS	172	0	172
	5 9 & 10	Holly TOWERSEY	ENG					181	10	191	Defeated	Esther CHEAH	MAS	175	0	175
	5 11 & 12	Bianca FLANAGAN	AUS					220	10	230	Defeated	Jazreel TAN	SIN	199	0	199






Rnd	Lanes	Bowler	Ctry	Pins	Bonus	Total	WDL	Bowler	Ctry	Score	Bonus	Total
	6 5 & 6	Jazreel TAN	SIN	183	0	183	Lost to	Holly TOWERSEY	ENG	184	10	194
	6 7 & 8	Esther CHEAH	MAS	189	0	189	Lost to	Bianca FLANAGAN	AUS			
	6 9 & 10	Jenny BILLINGHAM	ENG	207	0	207	Lost to	Tay HUI YANG	SIN	242	10	252
	6 11 & 12	Louise INGOE	AUS	187	0	187	Lost to	Zandra AZIELA	MAS	191	10	201

Rnd	Lanes	Bowler	Ctry	Pins	Bonus	Total	WDL	Bowler	Ctry	Score	Bonus	Total				
	7 5 & 6	Jenny BILLINGHAM	ENG	179	10	189	Defeated	Zandra AZIELA	MAS	171	0	171				
	7 7 & 8	Louise INGOE	AUS					186	0	186	Lost to	Tay HUI YANG	SIN	191	10	201
	7 9 & 10	Esther CHEAH	MAS					215	10	225	Defeated	Jazreel TAN	SIN	183	0	183
	7 11 & 12	Holly TOWERSEY	ENG					223	10	233	Defeated	Bianca FLANAGAN	AUS	179	0	179

Rnd	Lanes	Bowler	Ctry	Pins	Bonus	Total	WDL	Bowler	Ctry	Score	Bonus	Total				
	8 5 & 6	Bianca FLANAGAN	AUS	175	10	185	Defeated	Tay HUI YANG	SIN	169	0	169				
	8 7 & 8	Esther CHEAH	MAS					224	10	234	Defeated	Jazreel TAN	SIN	199	0	199
	8 9 & 10	Jenny BILLINGHAM	ENG					223	10	233	Defeated	Holly TOWERSEY	ENG	213	0	213
	8 11 & 12	Zandra AZIELA	MAS					191	0	191	Lost to	Louise INGOE	AUS	210	10	220



**Girls
Masters
Step
Ladder
Final**

Pos	Bowler	G1	Pos	Bowler	G1	G2	Total	Winner
1			1	Esther CHEAH (MAS) 	211	211	422	Winner:  Esther CHEAH (MAS)
2	Jenny BILLINGHAM (ENG) 	179	2	Jenny BILLINGHAM (ENG) 	180	156	336	
3	Jazreel TAN (SIN) 	178	3					

**Boys
Masters
Step
Ladder
Final**

Pos	Bowler	G1	Pos	Bowler	G1	G2	Total	Winner
1			1	Matthew KANAFKA (AUS) 	233	204	437	Matthew KANAFKA (AUS) 
2	Adrian ANG (MAS) 	205	2	Adrian ANG (MAS) 	192	199	392	
3	Sean CROKE (ENG) 	204	3					